

2009 AQHA YOUTH EUROPEAN CUP
&
INTERNATIONAL CHALLENGE

JULY 18/19 2009 - by wittelsbuerger.com

YOUTH EURO CUP WESTERN RIDING
PATTERN 2

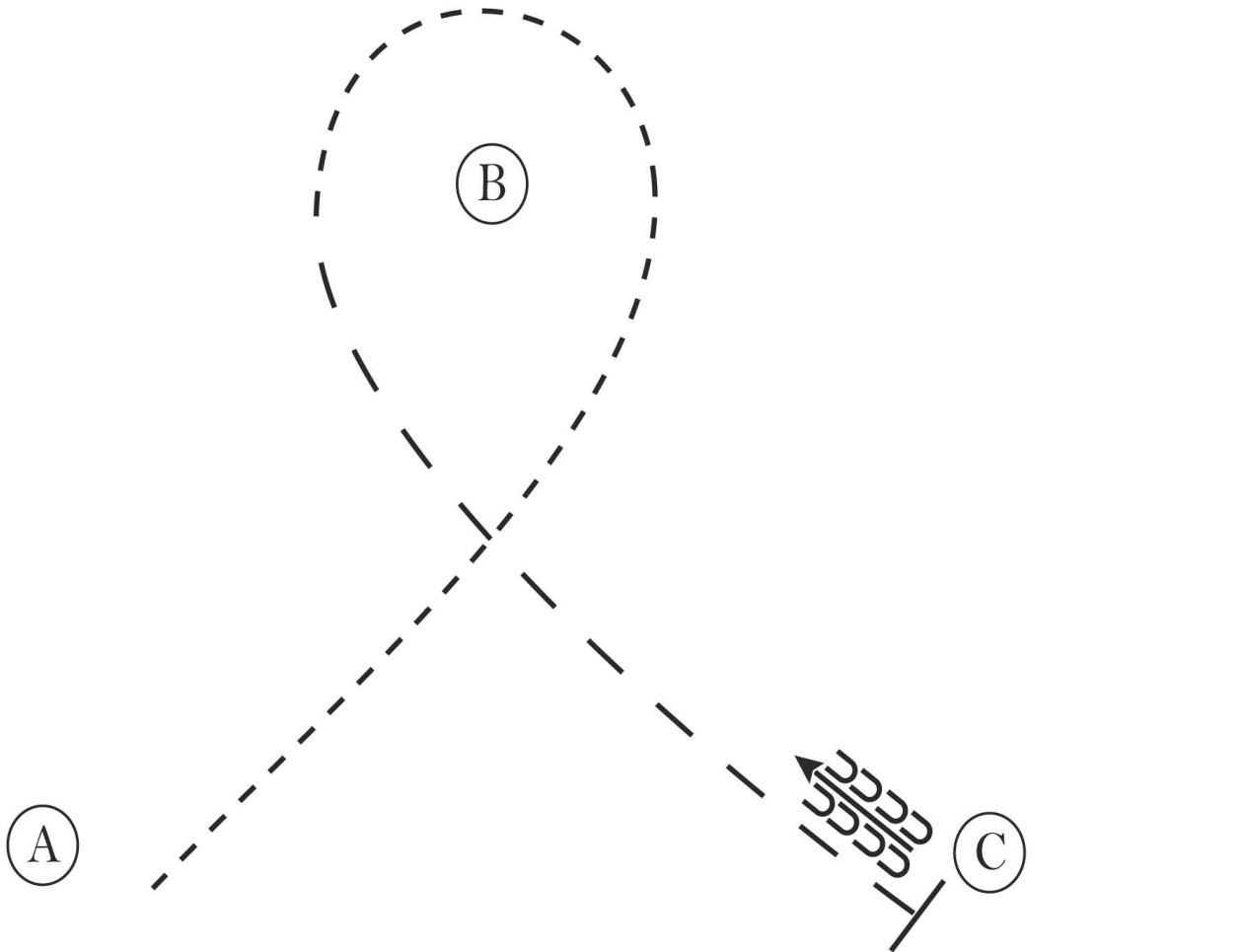
YOUTH ERUO CUP REINING
PATTERN 6

INTERNATIONAL CHALLENGE REINING
PATTERN 5

International Challenge

Western Horsemanship (13 years & under)

Show Date: July 18/19, 2009



1. Jog A to B
2. Jog around B
3. Extend the jog at B to C.
4. At C stop and back 4 steps

Walk
Jog	-----
Extended Jog	-----
Lope	—————
Leg Yield	
Lead Change	↘
Back	←←←←
Marker	(B)
Sidepass	←←←←

[WH/WT-9]

Pattern Provided by:
Garden of England

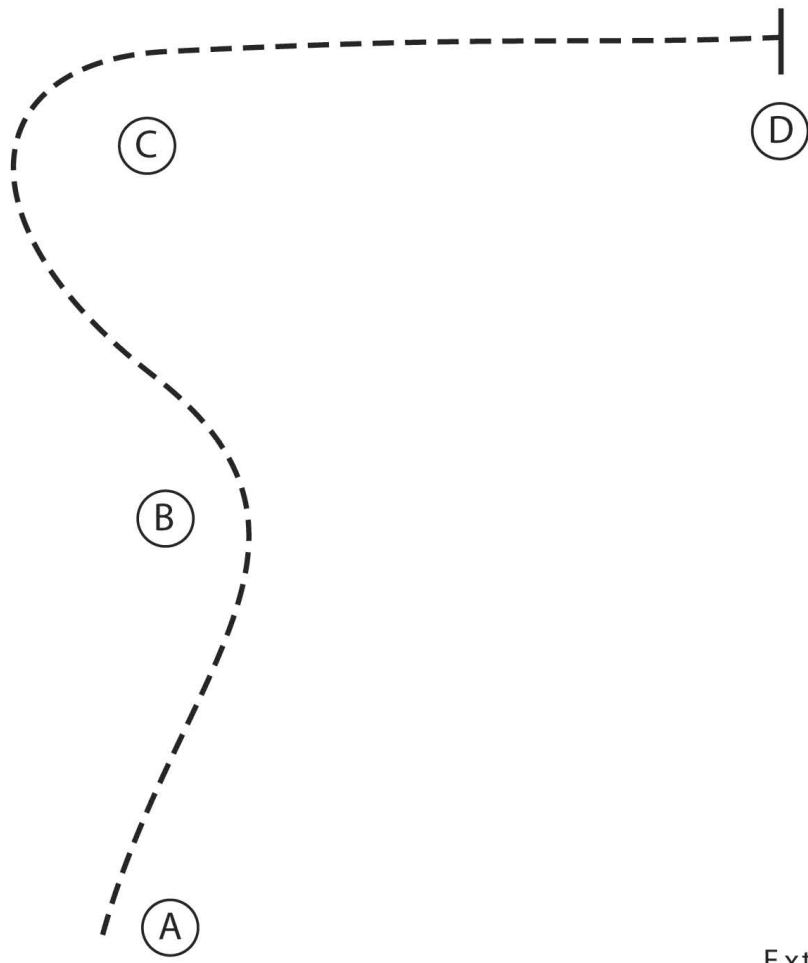
International Challenge

Hunt Seat Equitation (13 years & under)

Show Date: July 18/19, 2009

w w w . H o r s e S h o w P a t t e r n s . c o m

w w w . H o r s e S h o w P a t t e r n s . c o m



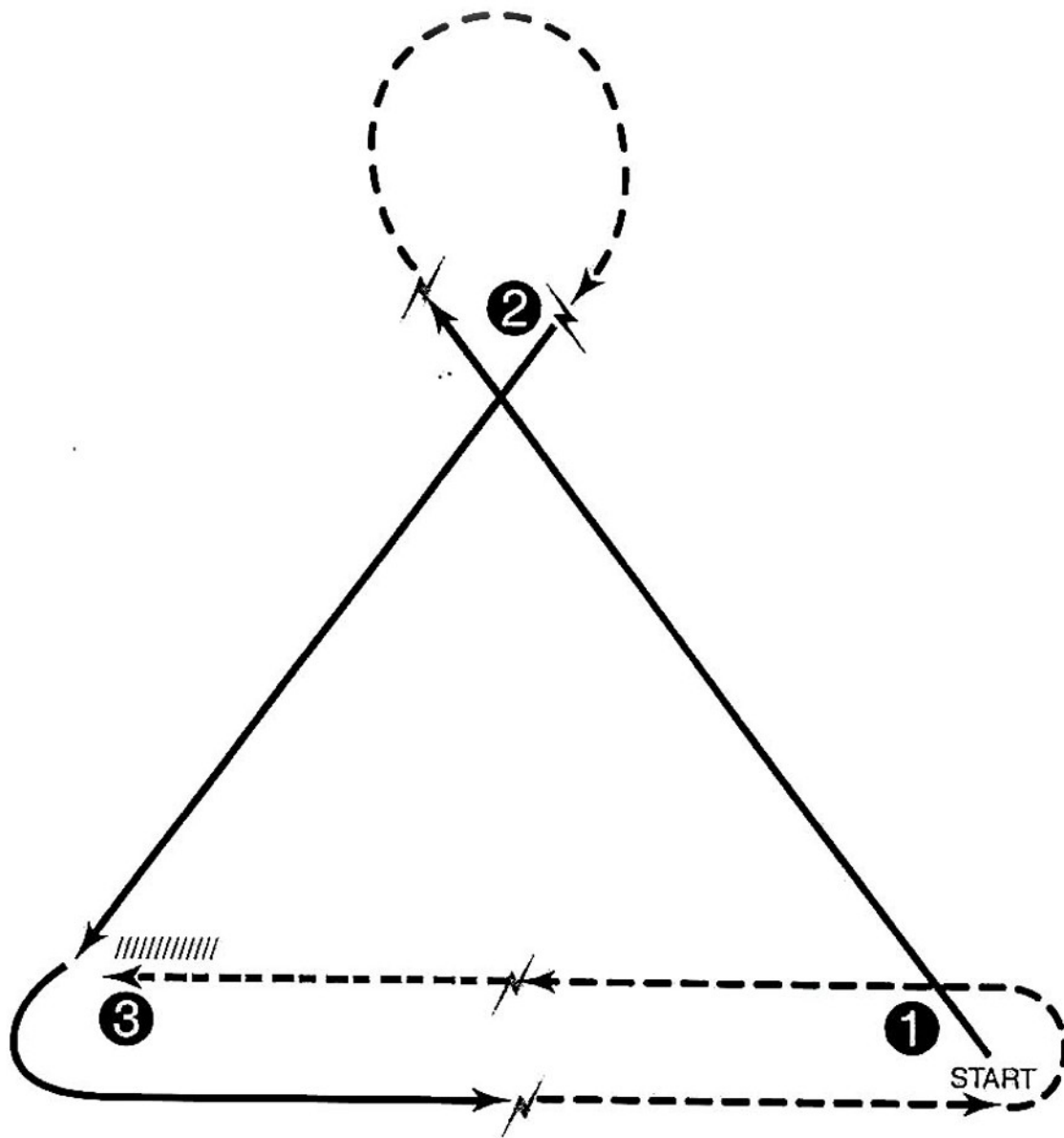
1. Posting trot A to B and B to and around C showing proper changes of diagonal
2. At C sitting trot to D
3. Stop at D

Walk
Trot	-----
Extended Trot	-----
Canter	—————
Leg Yield	
Lead Change	↙↘
Back	←←←←←
Marker	⊙ (B)
Sidepass	←-----←

[HSE/WT-6]

Pattern Provided by:
Garden of England

Hunt Seat Equitation AQHA

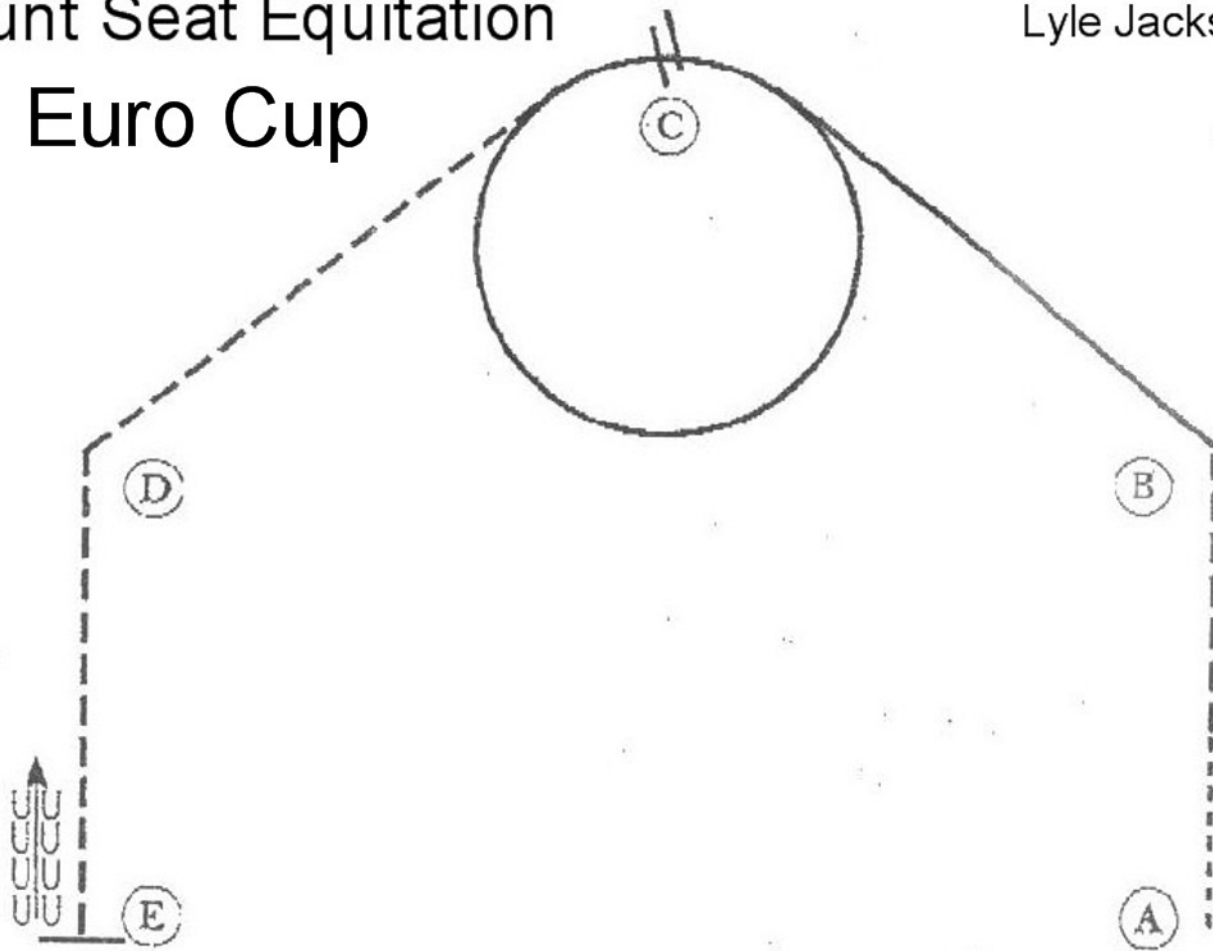


- 1 Canter on Right Lead to Marker
- 2 Posting Trot on Left Diagonal around Marker
- 3 Canter on Left Lead Around Marker
- 4 Midway between Markers, do Posting Trot on Right Diagonal around Marker
- 5 Midway between Markers, do Sitting Trot
- 6 At Marker, Halt and Back
- 7 Hesitate to Show Completion of Pattern

Lyle Jackson

Hunt Seat Equitation Euro Cup

Lyle Jackson

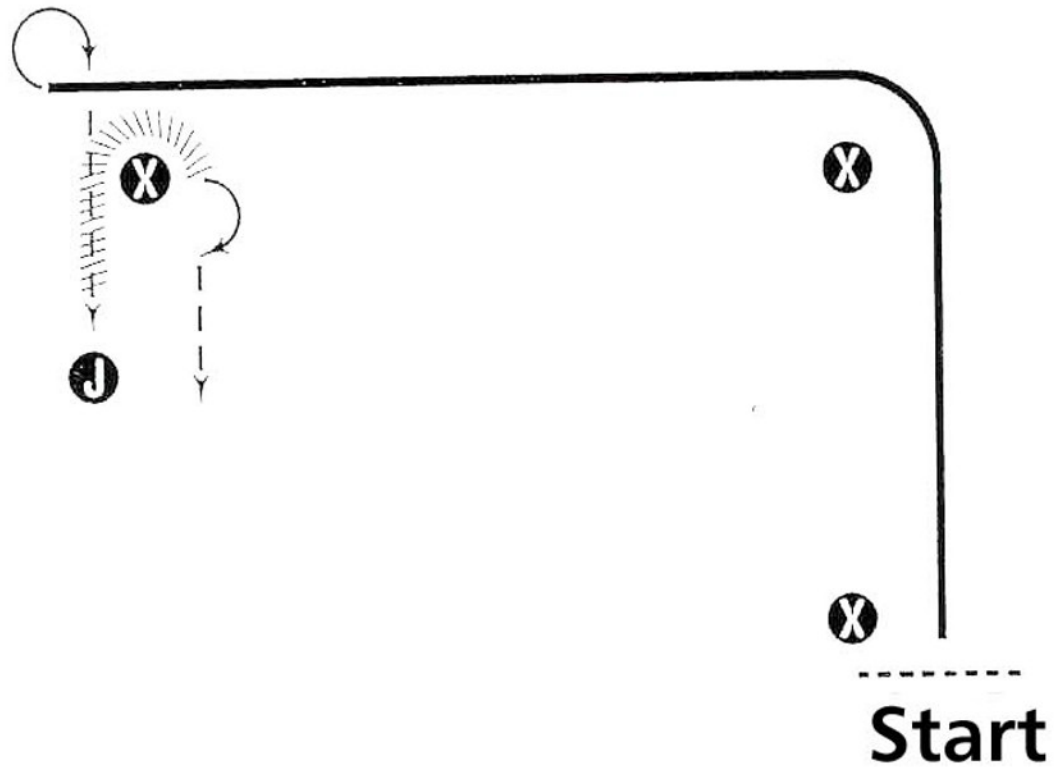


Be ready at A.

1. Walk approximately 2 horse lengths from A.
2. Trot on the right diagonal to B.
3. Canter on the right lead to C.
4. Perform a simple lead change at C.
5. Canter a circle on the left lead around C.
6. Sitting trot to D.
7. Trot on the left diagonal to E.
8. Halt at E and back approximately one horse length.

Walk	-----
Trot	- - - - -
Extended Trot	-----
Canter	—————
Leg Yield	
Lead Change	↙ ↘
Back	← 3333 5555
Marker	(B)
Sidepass	← - - - - ←
Hand Gallop	—————

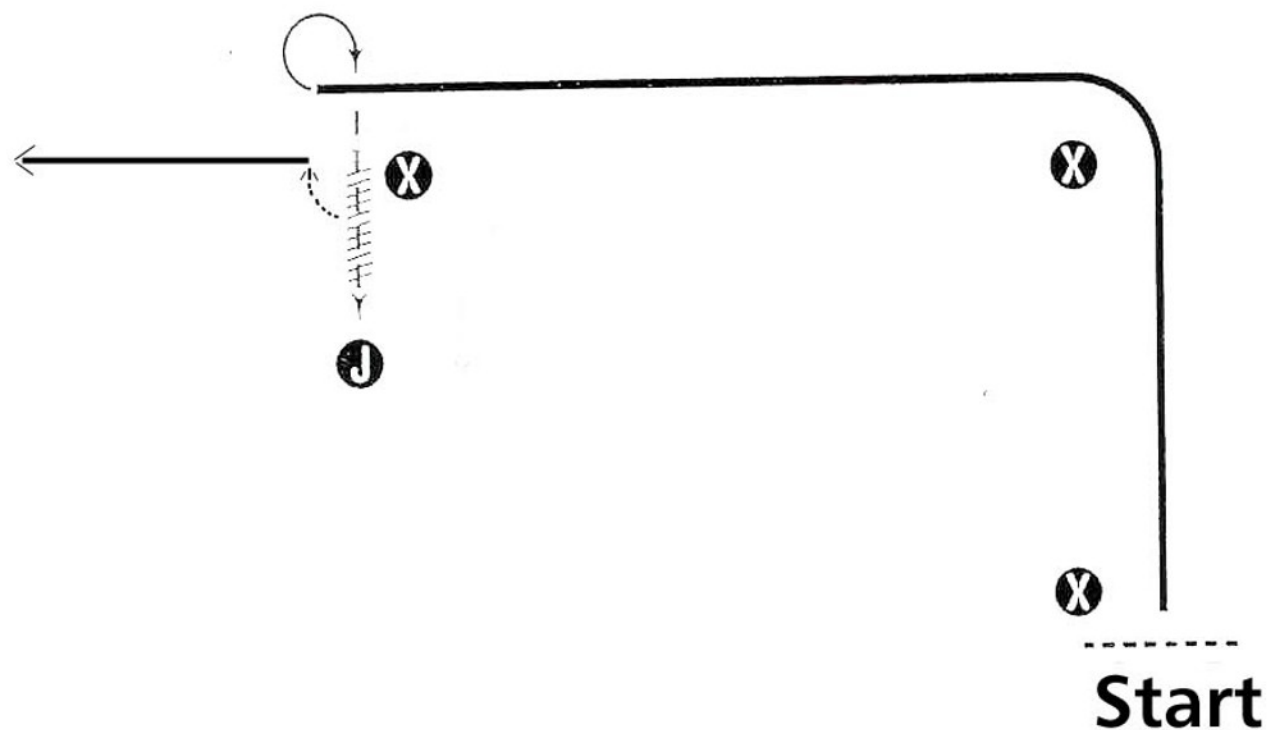
When dismissed, follow the instructions of your ring steward.



Showmanship - Youth Euro Cup

1. Trot around markers and past third marker.
2. Stop and do 270 degree turn right.
3. Walk up to judge and set up for inspection.
4. After inspection back around marker.
5. Turn and exit at walk.

Jackson



Showmanship 13 and under and 14 to 18

1. Trot around markers and past third marker.
2. Stop and do 270 degree turn right.
3. Walk up to judge and set up for inspection.
4. After inspection back to the marker.
5. Turn 90 degrees and exit at trot.

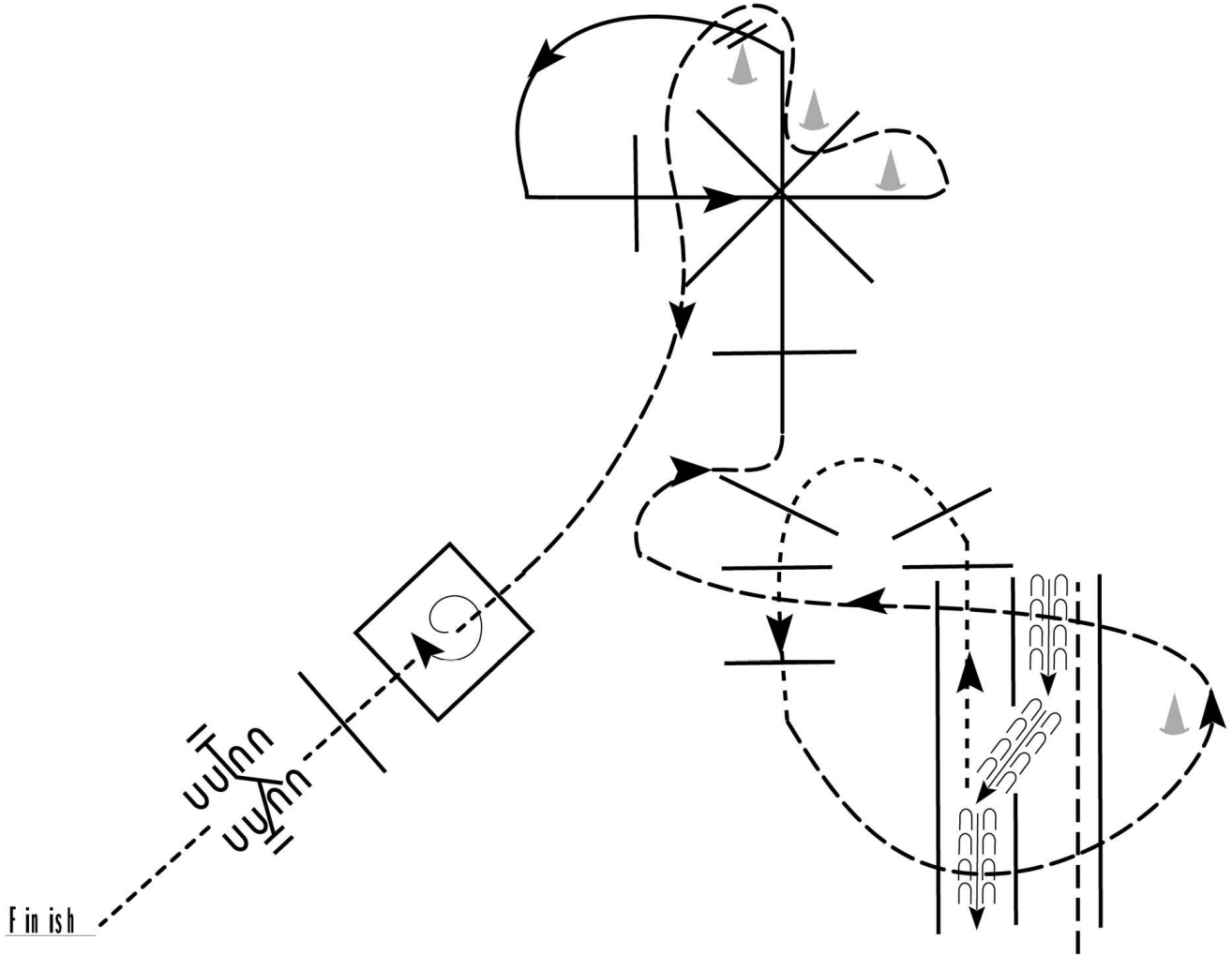
European Youth Cup

Youth Cup Trail

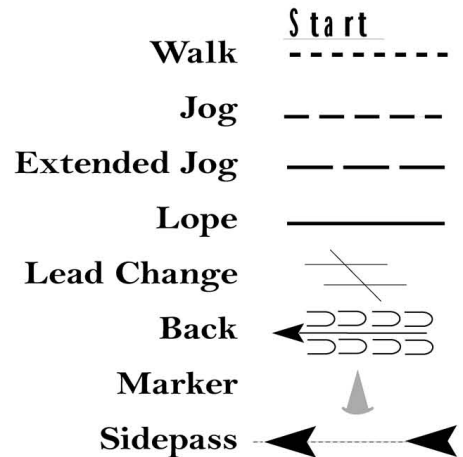
Show Date: 18/19th July 2009

www.HorseShowPatterns.com

www.HorseShowPatterns.com



1. Jog into chute and back thru.
2. Walk out and over 5 poles.
3. Jog thru chute.
4. Lope over pole and X on right lead.
5. Change leads and lope on the left lead over pole and X.
6. Jog around cones and to box.
7. Walk into box and turn 360 degrees right.
8. Walk out of box to gate. Work gate with left hand.
9. Walk to finish.



[T/3-35]

Pattern Provided by:

Mick carder

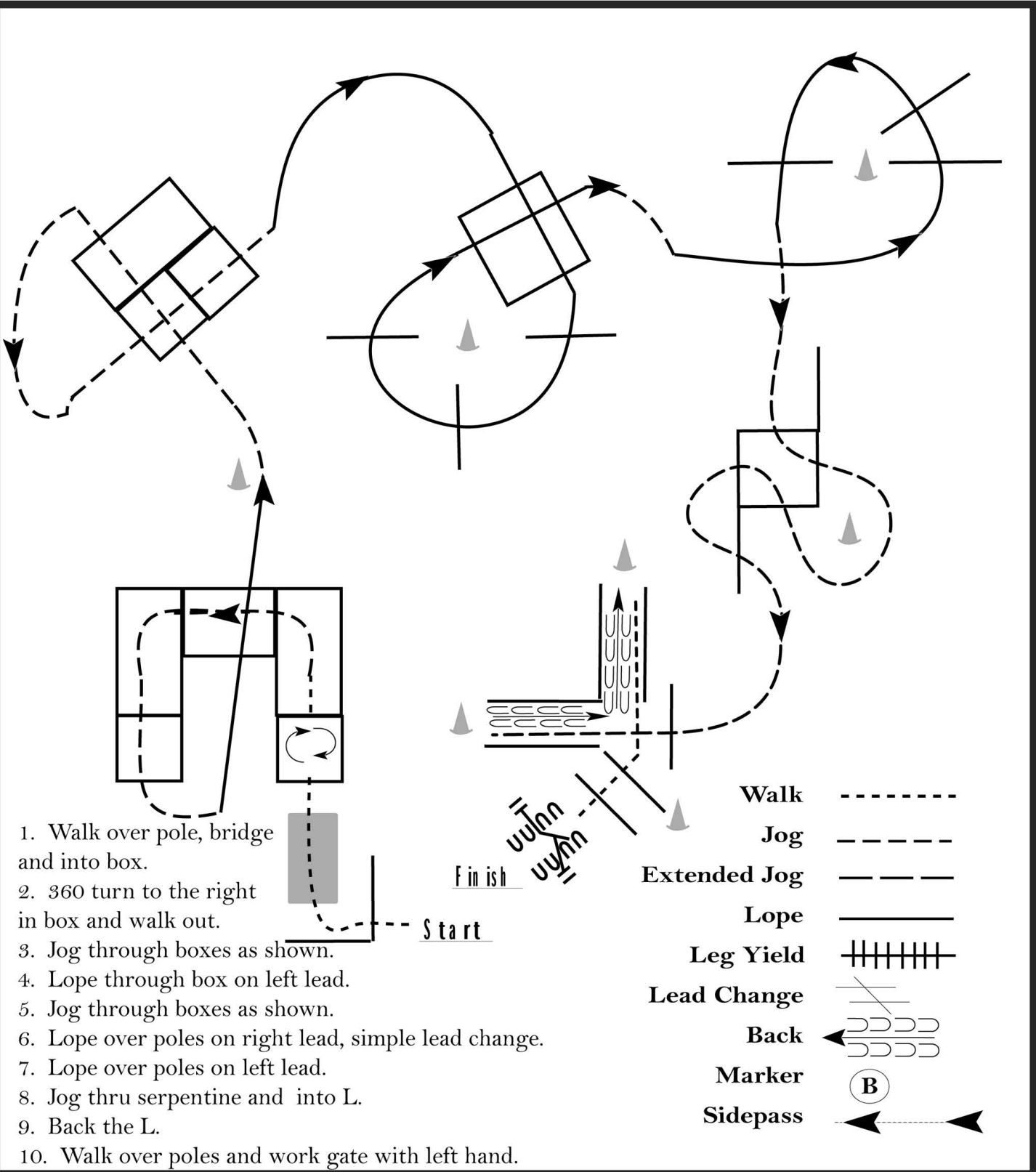
European Youth Cup

Youth Challenge 18 & Under

Show Date: 18/19th July 2009

www.HorseShowPatterns.com

www.HorseShowPatterns.com



1. Walk over pole, bridge and into box.
2. 360 turn to the right in box and walk out.
3. Jog through boxes as shown.
4. Lope through box on left lead.
5. Jog through boxes as shown.
6. Lope over poles on right lead, simple lead change.
7. Lope over poles on left lead.
8. Jog thru serpentine and into L.
9. Back the L.
10. Walk over poles and work gate with left hand.

Walk
Jog	-----
Extended Jog	- - - - -
Lope	—————
Leg Yield	
Lead Change	///
Back	←←←
Marker	ⓑ
Sidepass	←←←

[T/3-22]

Pattern Provided by:
Mick carder