

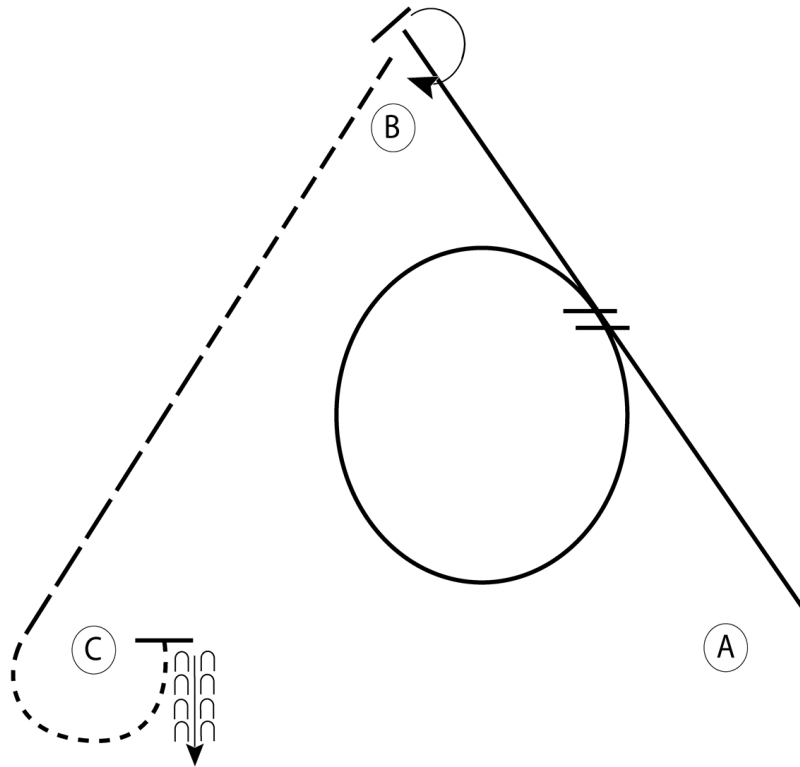
DQHA Q 8

Western Horsemanship (Amateur Show 3/4)

Show Date: 16.10.2008 - wittelsbuerger.com

w w w . H o r s e S h o w P a t t e r n s . c o m

w w w . H o r s e S h o w P a t t e r n s . c o m



Be ready at A.

1. Lope on the left lead towards B.
 2. Halfway between A and B lope a circle to the left on the left lead.
 3. Half way between A and B perform a simple lead change.
 4. Lope past B. Stop and perform a 225 degree turn to the right.
 5. Jog towards C.
 6. Halfway between B and C extend the jog.
 7. At C walk, walk around C.
 8. At C stop and back approximately one horse length.
- Follow the instructions of your ring steward.

Walk - - - - -

Jog - - - - -

Extended Jog - - - - -

Lope - - - - -

Leg Yield |||||

Lead Change / \

Back ← |||||

Marker (B)

Sidepass ← - - - - - →

[WH/3-3]

Pattern Provided by:

DQHA

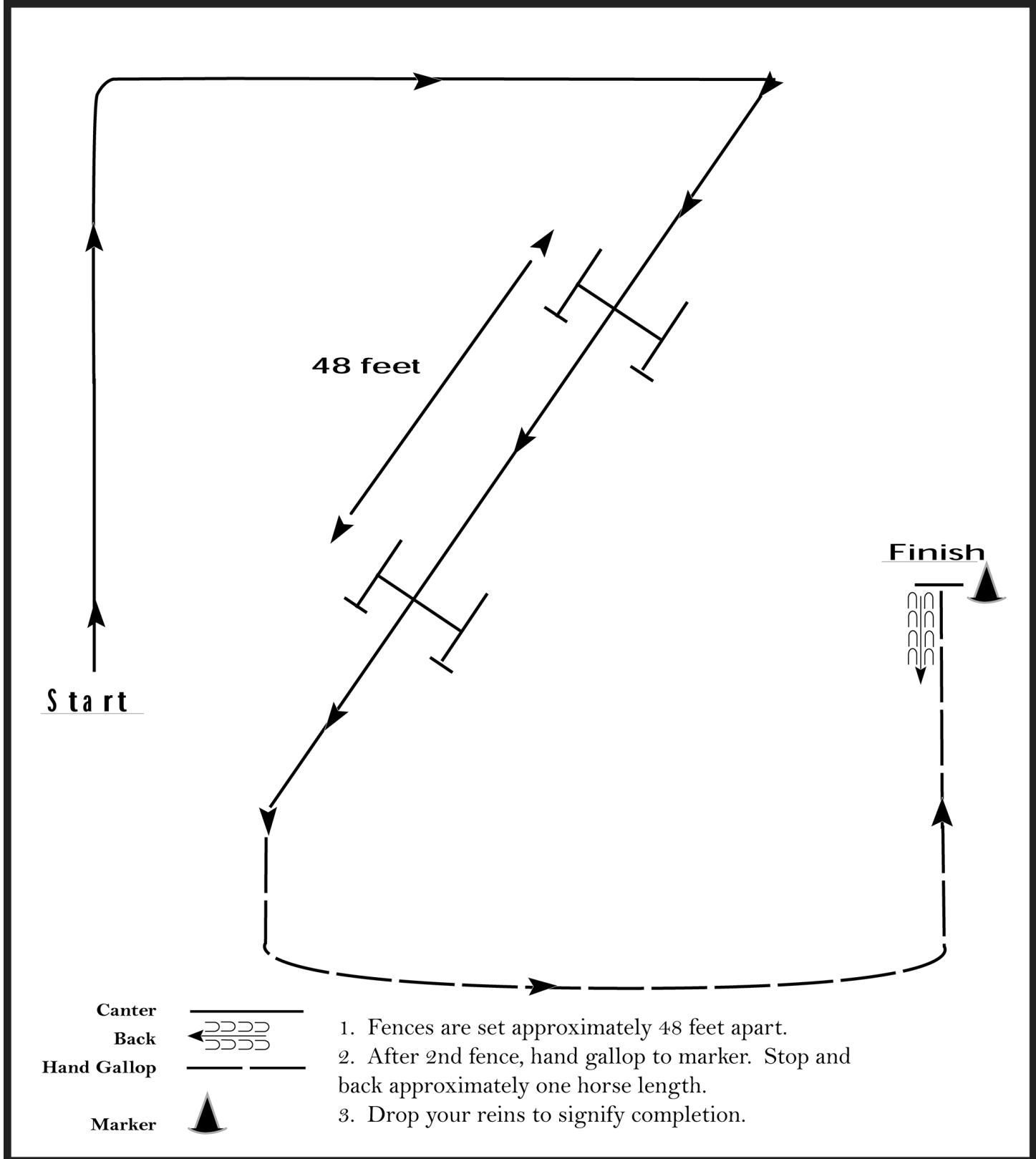
DQHA Q 8

Hunter Hack (Open / Amateur / Youth Show 3/4)

Show Date: 16.10.2008 - wittelsbuerger.com

w w w . H o r s e S h o w P a t t e r n s . c o m

w w w . H o r s e S h o w P a t t e r n s . c o m



[HH/48-18]

Pattern Provided by:
DQHA

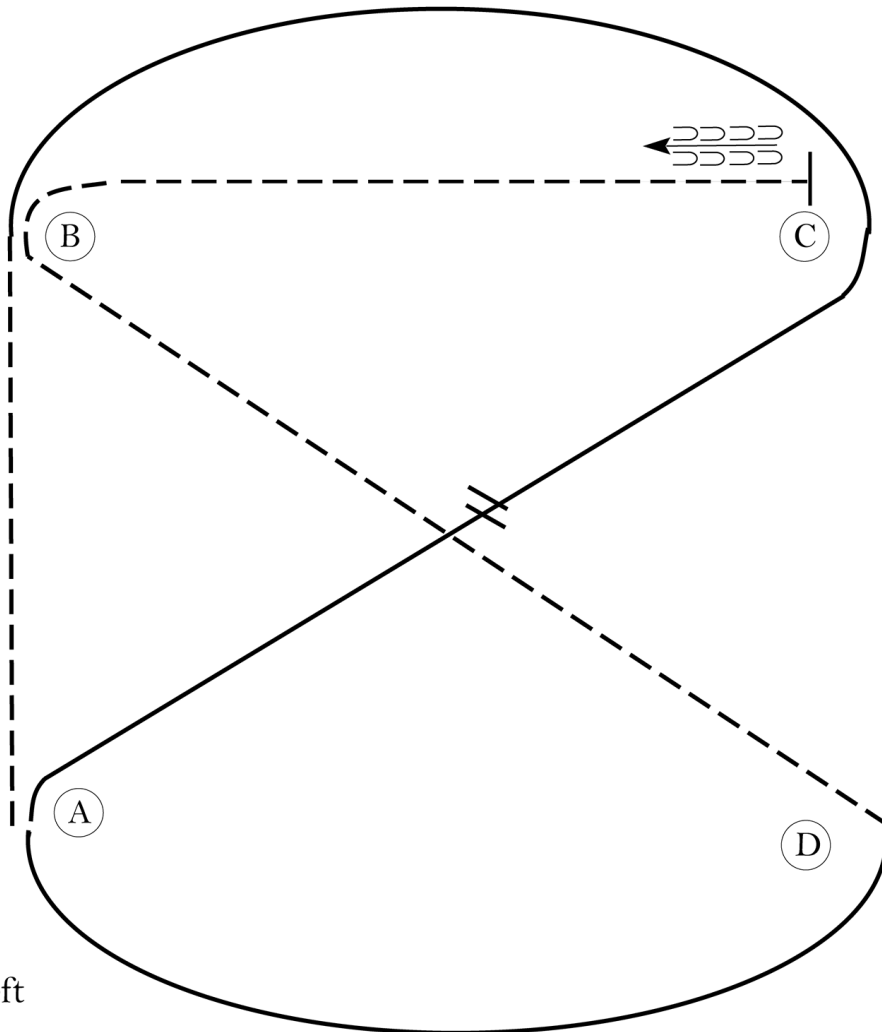
DQHA Q 8

Hunt Seat Equitation (Amateur / Youth Show 3/4)

Show Date: 16.10.2008 - wittelsbuerger.com

w w w . H o r s e S h o w P a t t e r n s . c o m

w w w . H o r s e S h o w P a t t e r n s . c o m



Be ready at A.

1. Trot on the left diagonal to B.
2. Canter on the right lead to and around C and half way to A.
4. Change leads between C and A.
5. Canter around A and to D.
6. Trot on the right diagonal from D to B.
7. Trot in a two-point position to C.
8. Stop at C and back approximately one horse length.

Walk off and follow the directions of your ring steward.

Walk	-----
Trot	- - - - -
Extended Trot	— — — —
Canter	—————
Lead Change	
Back	
Marker	
Hand Gallop	—————

[HSE/2-52]

Pattern Provided by:

DQHA