

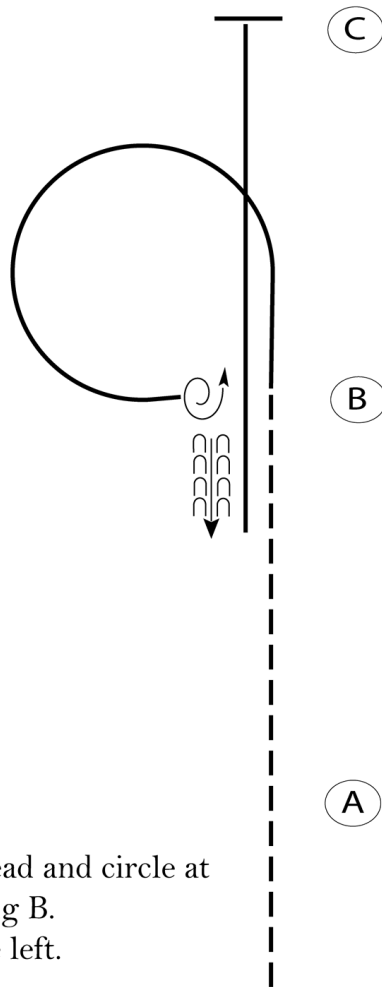
Q 8

Western Horsemanship (Novice Amateur Show 1/2)

Show Date: 13.10.2008 - wittelsbuerger.com

w w w . H o r s e S h o w P a t t e r n s . c o m

w w w . H o r s e S h o w P a t t e r n s . c o m



Begin before A at a jog.

1. Jog from A to B.
2. At B, lope on the left lead and circle at B as shown. Stop facing B.
3. Turn 1 1/4 turn to the left.
4. Back one horse length.
5. Lope on the right lead to C. Stop at C.

Follow the instructions of your ring steward.

Walk	-----
Jog	-----
Extended Jog	-----
Lope	—————
Leg Yield	
Lead Change	—/—
Back	← c c c c
Marker	Ⓚ
Sidepass	←-----→

[WH/2-17]

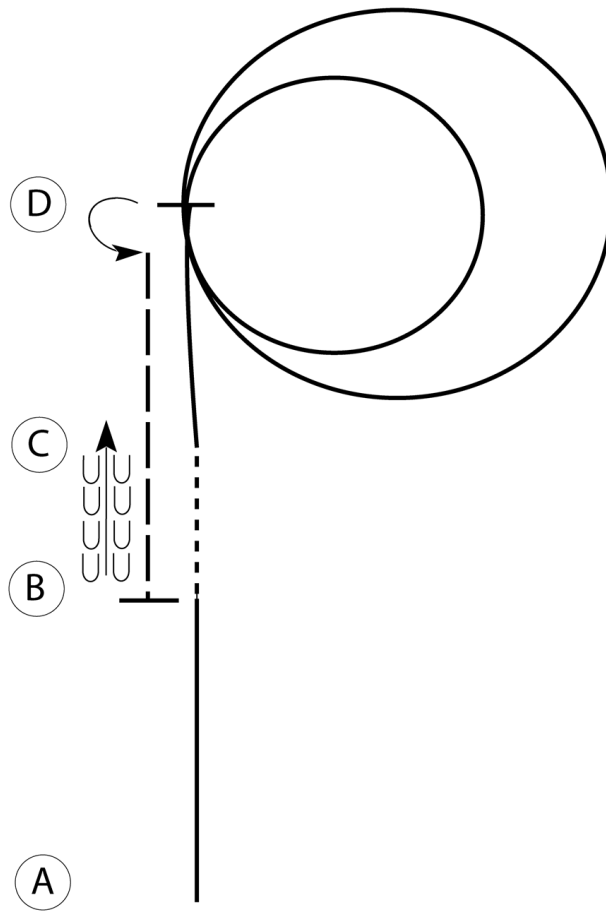
Pattern Provided by:

DQHA

Q 8

Western Horsemanship (Amateur Show 1/2)

Show Date: 13.10.2008 - wittelsbuerger.com



Be ready at A.

1. Lope on the left lead to B.
2. Walk B to C.
3. Lope on the right lead to D.
4. Lope a large fast circle to the right.
5. Lope a small slow circle to the right.
6. Stop at D and perform a 180 degree spin to the left.
7. Extend the jog to B.
8. Stop at B and back to C.

Follow the instructions of your ring steward.

Walk	-----
Jog	-----
Extended Jog	-----
Lope	-----
Leg Yield	
Lead Change	---/---
Back	← --- --- ---
Marker	(B)
Sidepass	←-----→

[WH/3-1]

Pattern Provided by:

DQHA

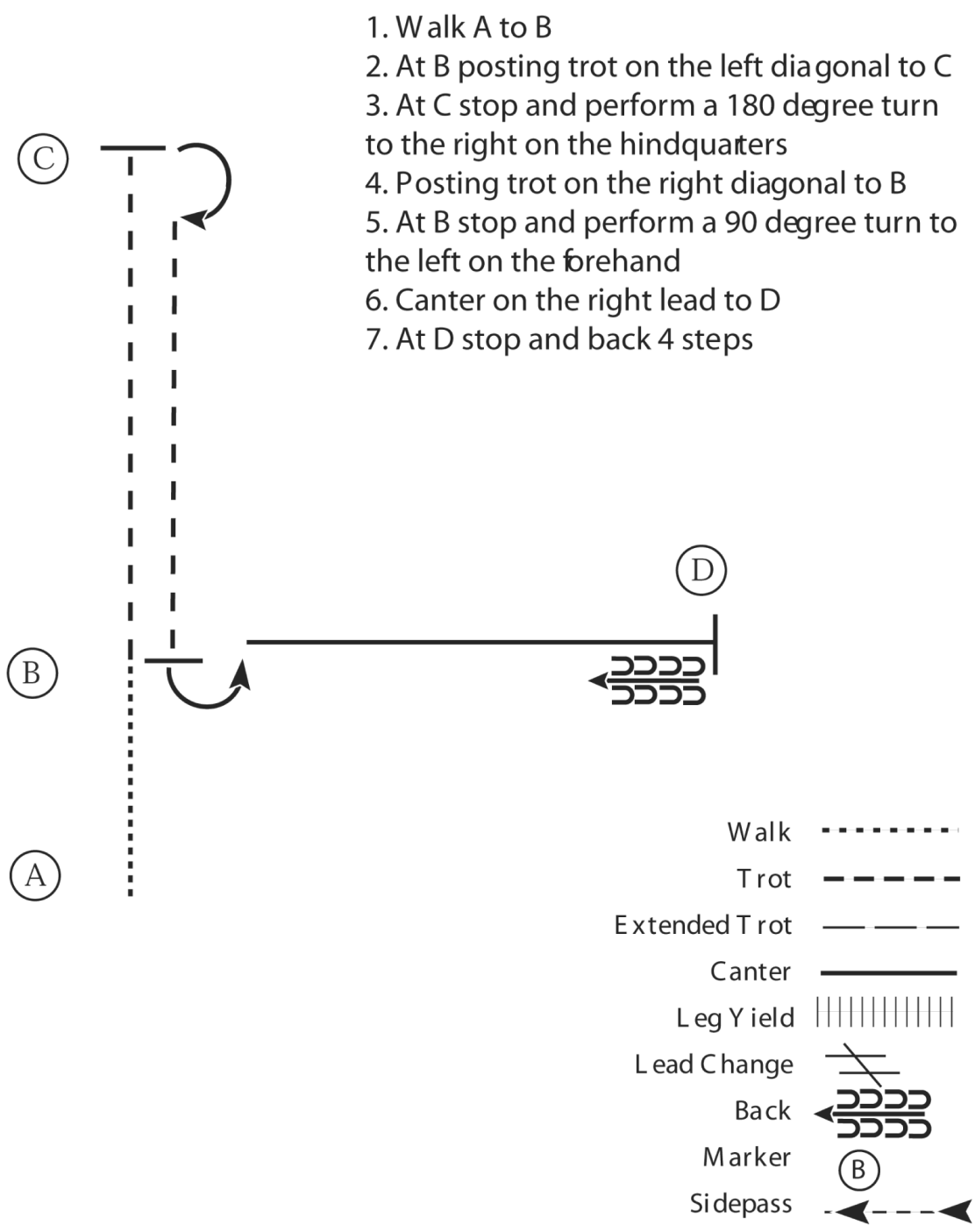
Q 8

Hunt Seat Equitation (Novice Youth Show 1/2)

Show Date: 13.10.2008 - wittelsbuerger.com

w w w . H o r s e S h o w P a t t e r n s . c o m

w w w . H o r s e S h o w P a t t e r n s . c o m



[HSE/1-3]

Pattern Provided by:
DQHA

