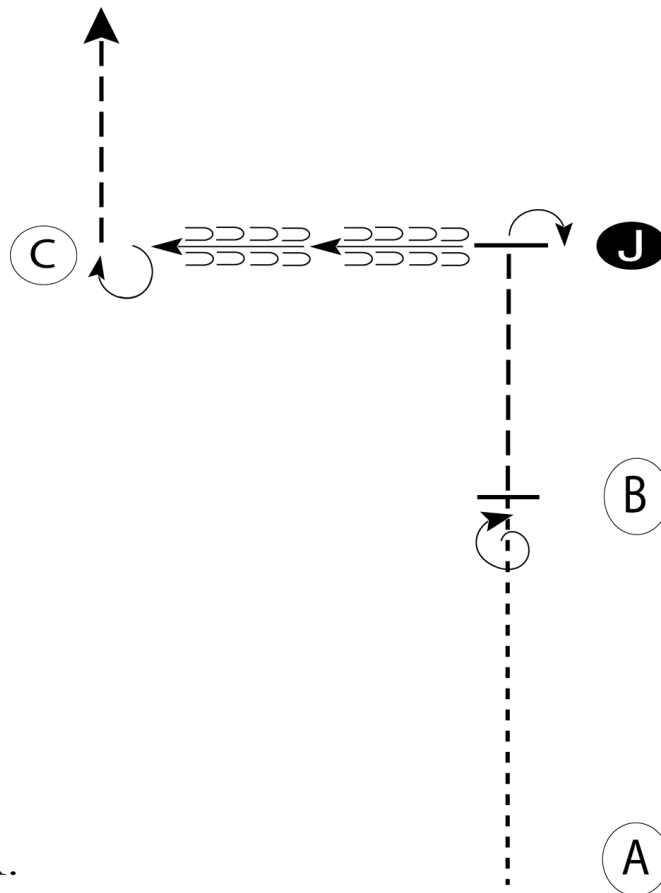


Q 8

Showmanship (Youth Show 1-4)

Show Date: 15.10.2008 - wittelsbuerger.com



Be ready at A.

1. Walk A to B.
2. At B, stop and perform a 360 degree turn .
3. Trot until even with the judge; Stop and perform a 90 degree turn and set up for inspection.
4. When dismissed, back to C.
5. Perform a 270 degree turn and trot to exit.

Follow the instructions of your ring steward.

Walk	-----
Trot	- - - - -
Back	← -----
Marker	ⓑ
Judge	●

[S/2-4]

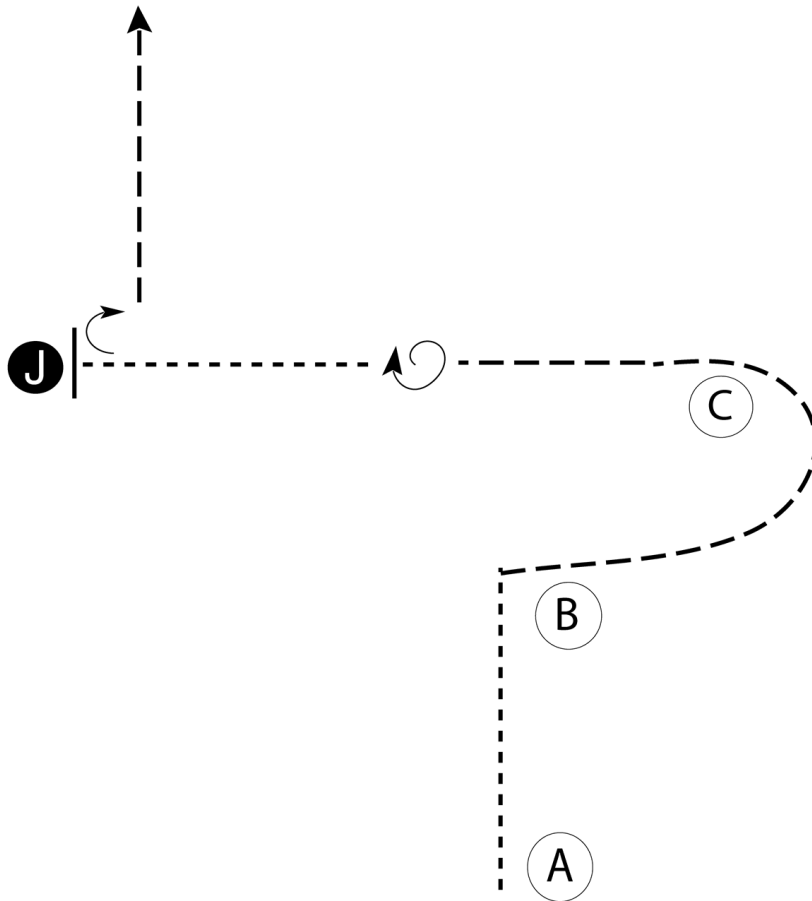
Pattern Provided by:

DQHA

Q 8

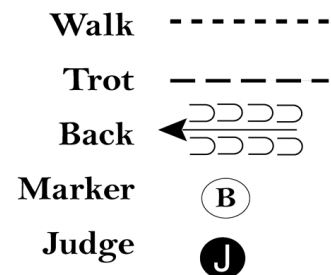
Showmanship (Amateur Show 1-4)

Show Date: 15.10.2008 - wittelsbuerger.com



Be ready at A.

1. Walk to B.
2. Trot from B and around C as shown.
3. Halfway between C and the judge, stop and do a 360 degree turn.
4. Walk to judge and set up for inspection.
5. When dismissed, do a 90 degree turn and trot away.



[S/2-21]

Pattern Provided by:

DQHA

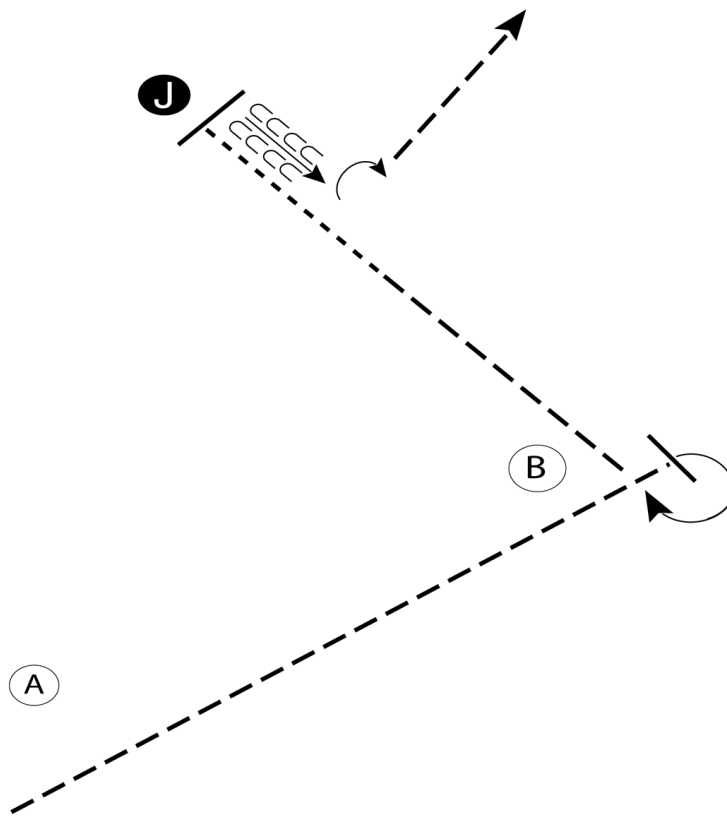
Q 8

Showmanship (Novice Amateur Show 1/2)

Show Date: 15.10.2008 - wittelsbuerger.com

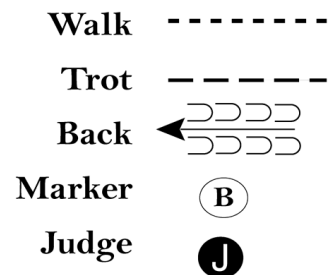
w w w . H o r s e S h o w P a t t e r n s . c o m

w w w . H o r s e S h o w P a t t e r n s . c o m



Be ready at A.

1. Trot past B and stop
 2. Perform a 270 degree turn
 3. Trot halfway to the Judge
 4. Break to the walk and walk to the Judge
 5. Stop and set up for inspection
 6. When dismissed back one horse length
 7. Perform a 90 degree turn and trot to the line-up
- Follow the instructions of your ring steward.



[S/1-27]

Pattern Provided by:

DQHA