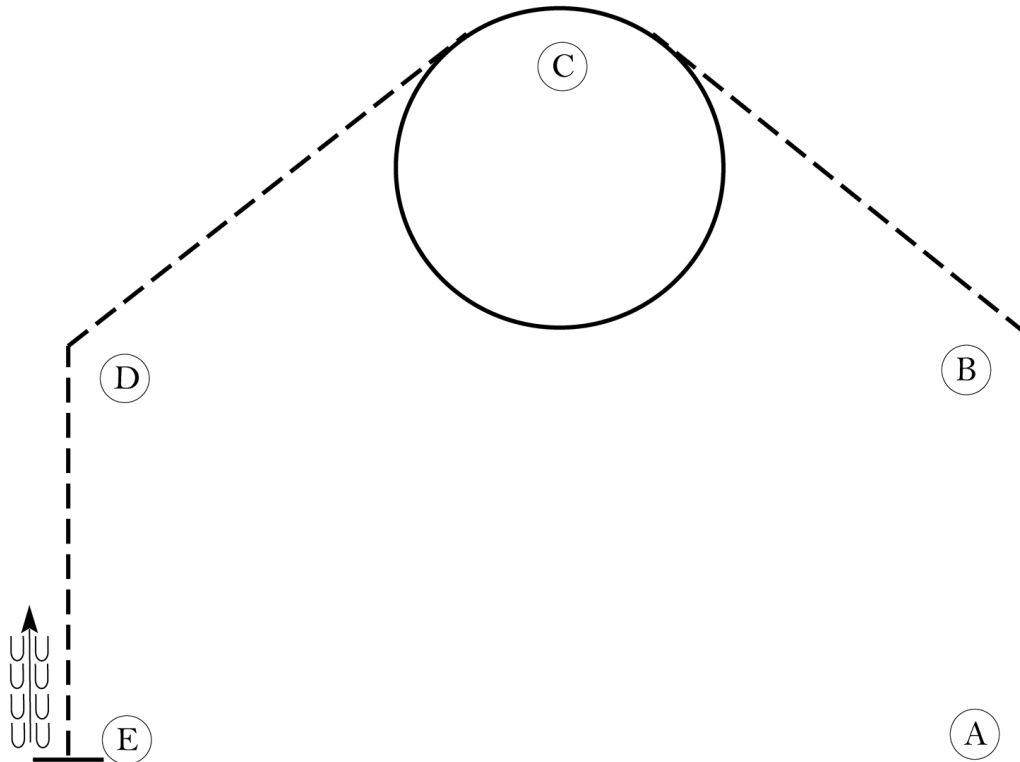


Q 8

Hunt Seat Equitation (Novice Amateur Show 1/2)

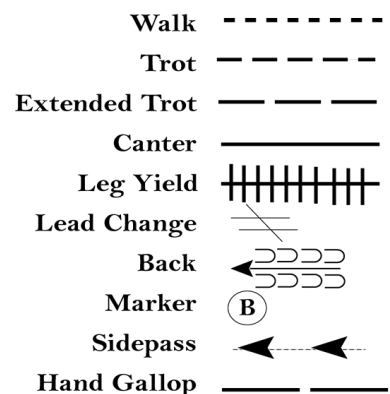
Show Date: 12.10.2008 - wittelsbuerger.com



Be ready at A.

1. Walk approximately 2 horse lengths from A.
2. Trot on the right diagonal to C.
3. Canter a circle on the left lead around C.
4. Sitting trot to D.
5. Trot on the left diagonal to E.
6. Halt at E and back approximately one horse length.

When dismissed, follow the instructions of your ring steward.



[HSE/1-37]

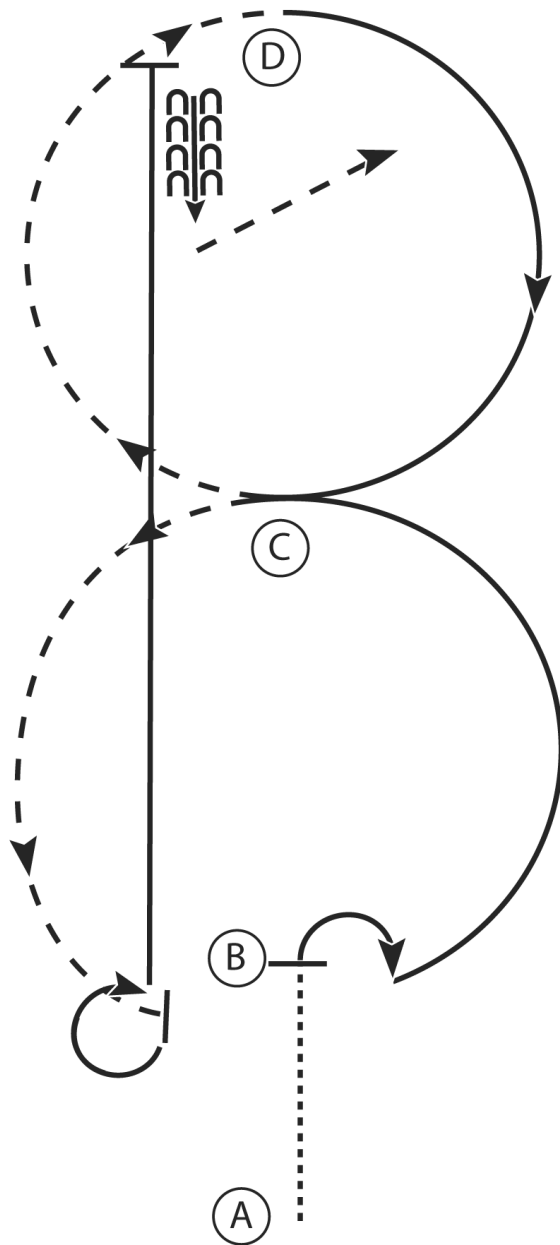
Pattern Provided by:

DQHA

Q 8

Hunt Seat Equitation (Amateur Show 1/2)

Show Date: 12.10.2008 - wittelsbuerger.com



1. Walk A to B
2. At B stop and perform a 90 degree turn to the right
3. Canter on the left lead in a half circle to C
4. At C posting trot in a half circle to D on the left diagonal
5. At D counter canter on the left lead in a half circle to C
6. At C posting trot a half circle to before B on the right diagonal
7. Before B stop and perform a 270 degree turn to the right
8. Hand gallop to D
9. At D stop and back 4 steps
10. Sitting trot to exit

Walk
Trot	- - - - -
Extended Trot	— — — — —
Canter	—————
Leg Yield	
Lead Change	— / —
Back	←←←←←
Marker	(B)
Sidepass	- - - - - ←

[HSE/3-16]

Pattern Provided by:

DQHA

www.HorseShowPatterns.com

www.HorseShowPatterns.com

